

Scaled data based on original data using  
LM-79-08 Approved Method: Electrical and Photometric Measurements of Solid-  
State Lighting Products

Test Report Prepared for  
Cooper Lighting Solutions  
(formerly Eaton)

Brand: McGRAW-EDISON

Report Number: P227419

Luminaire Tested: **ISW-AF-350-LED-E1-RW-7030-ULG**

Issue Date: 3/3/2020

**Test Information**

Test Method: LM-79-08  
Report Number: P227419  
TEST IS SCALED FROM IESNA LM-79-08 TEST DATA (P29767)-DOWNLIGHT AND  
Test Lab: INNOVATION CENTER-P2  
Issue Date: 3/3/2020  
Manufacturer: COOPER LIGHTING SOLUTIONS (FORMERLY EATON)  
Product Line: MCGRAW-EDISON  
Catalog Number: ISW-AF-350-LED-E1-RW-7030-ULG  
Description: IMPACT ELITE LED WEDGE LUMINAIRE WITH UPLIGHT  
LIGHT SQUARE WITH ACCULED OPTICS-RECTANGULAR WIDE TYPE I, WITH UPLIGHT  
GLOW  
Light Source: (16) 3000K CCT, 70 CRI LEDs and (1) UPLIGHT LED  
Ballast/Driver: ELECTRONIC DRIVER

**Summary**

Lumens per Lamp: N/A  
Luminaire Lumens: 3918.4 lumens  
Efficiency: N/A  
Efficacy: 106.5 lumens/watt  
Luminous Opening: Rectangular w/ Sides (W: 0.5' x L: 0.5' x H: 0.54')  
IES Classification: Type II - Medium - Non-Cutoff  
BUG Rating: B1 - U5 - G1  
  
Input Watts (W): 36.79  
Input Voltage (V): 120  
Input Current (Ain): NR  
Voltage Rise (V): NR  
Power Factor: NR  
Total Harmonic Distortion (THDi): NR  
Frequency (hertz): 60  
Stabilization Time: NR  
Operation Time: NR  
Ambient Temperature (°C): NR  
Test Distance: 25 FT

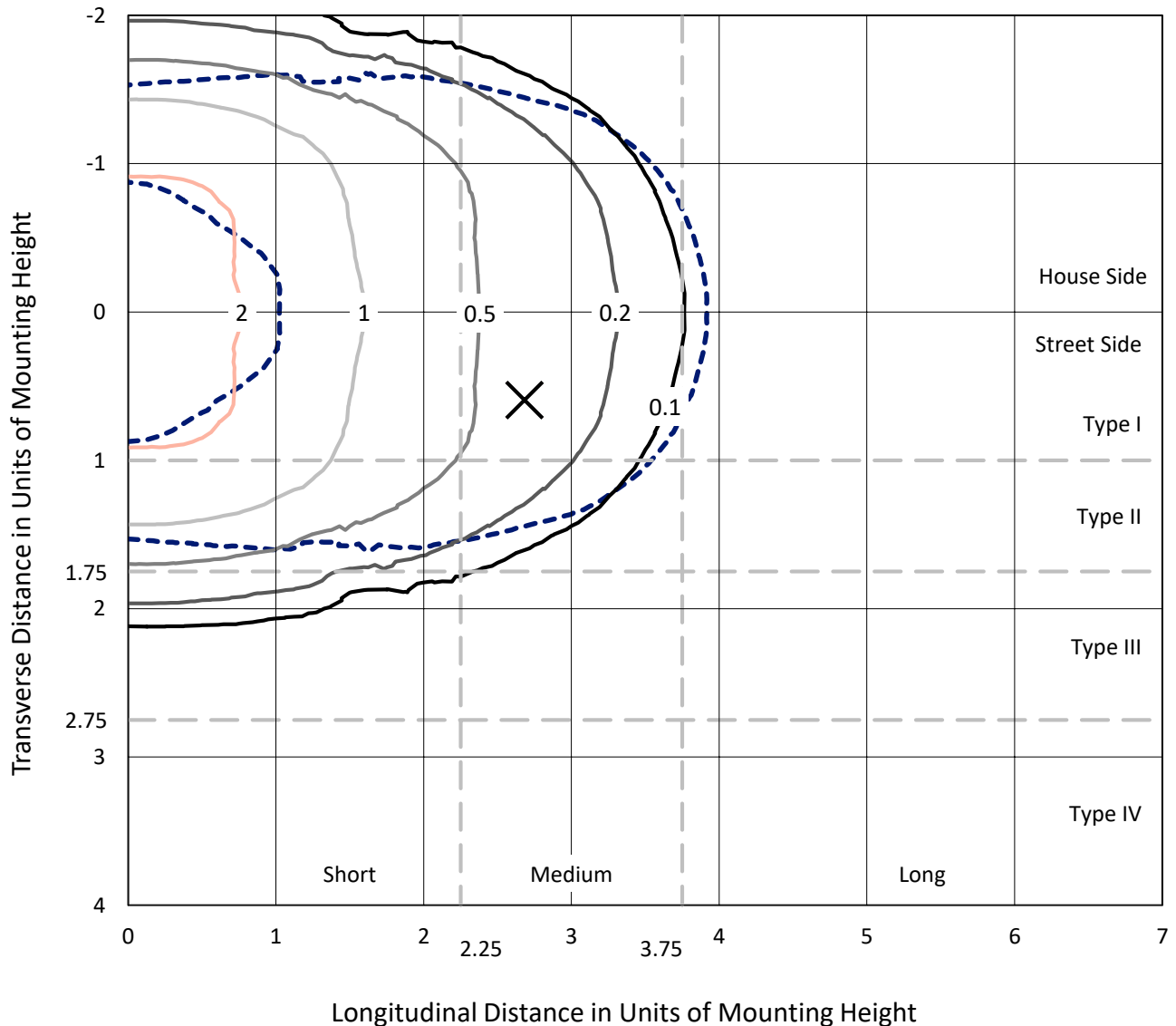


REPORT NUMBER: P227419

CATALOG NUMBER: ISW-AF-350-LED-E1-RW-7030-ULG

### Iso-Footcandle Lines of Horizontal Illumination

× Max cd  
 - - - 1/2 Max cd

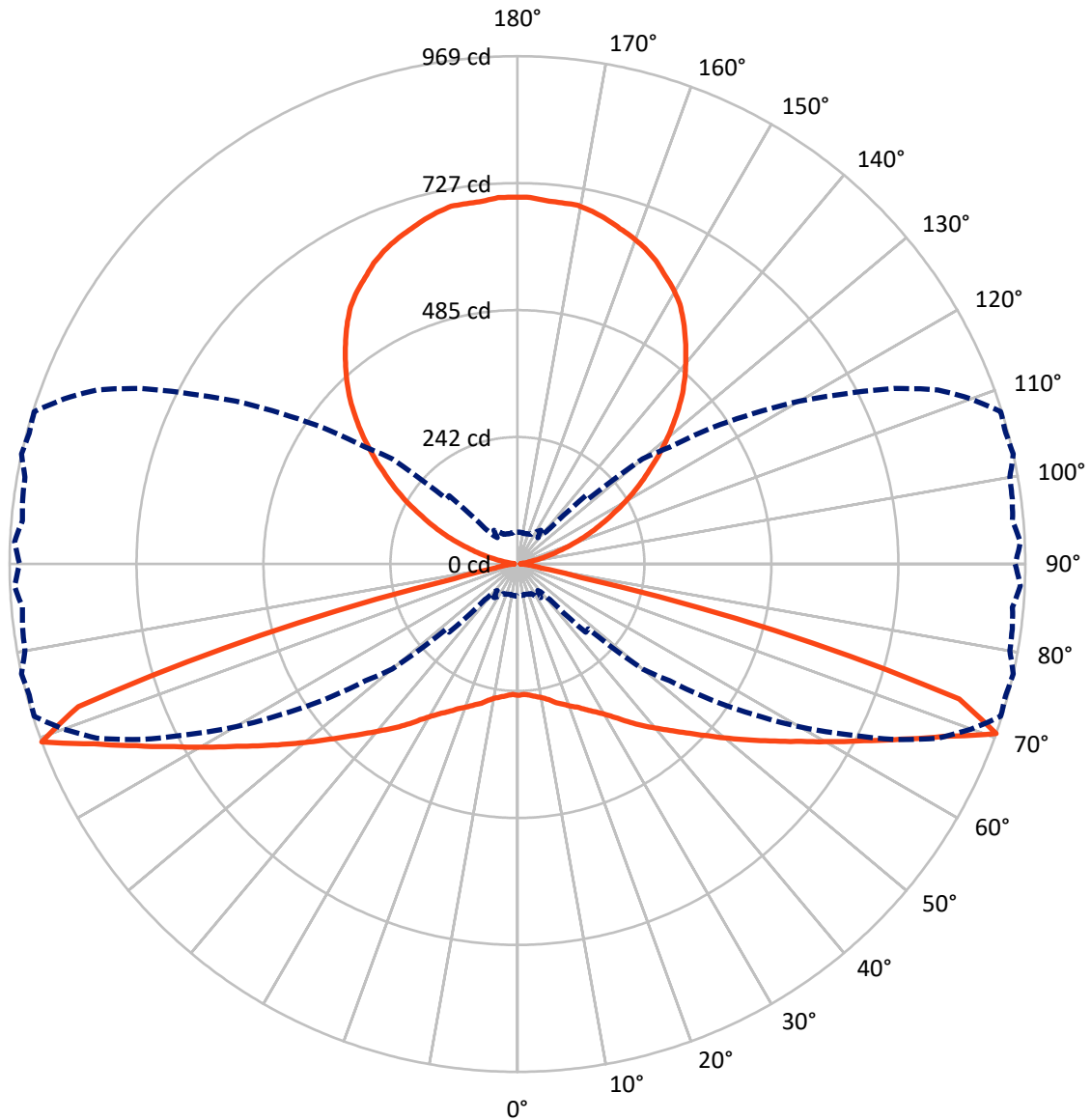


Based on 10 foot mounting height. Maximum calculated value = 2.6 fc  
 Type II - Medium - Non-Cutoff

REPORT NUMBER: P227419

CATALOG NUMBER: ISW-AF-350-LED-E1-RW-7030-ULG

### Luminous Intensity Polar Plot



— Vertical Plane Through 77.5-Deg Lateral    - - - Horizontal Cone Through 70-Deg Vertical

REPORT NUMBER: P227419

CATALOG NUMBER: ISW-AF-350-LED-E1-RW-7030-ULG

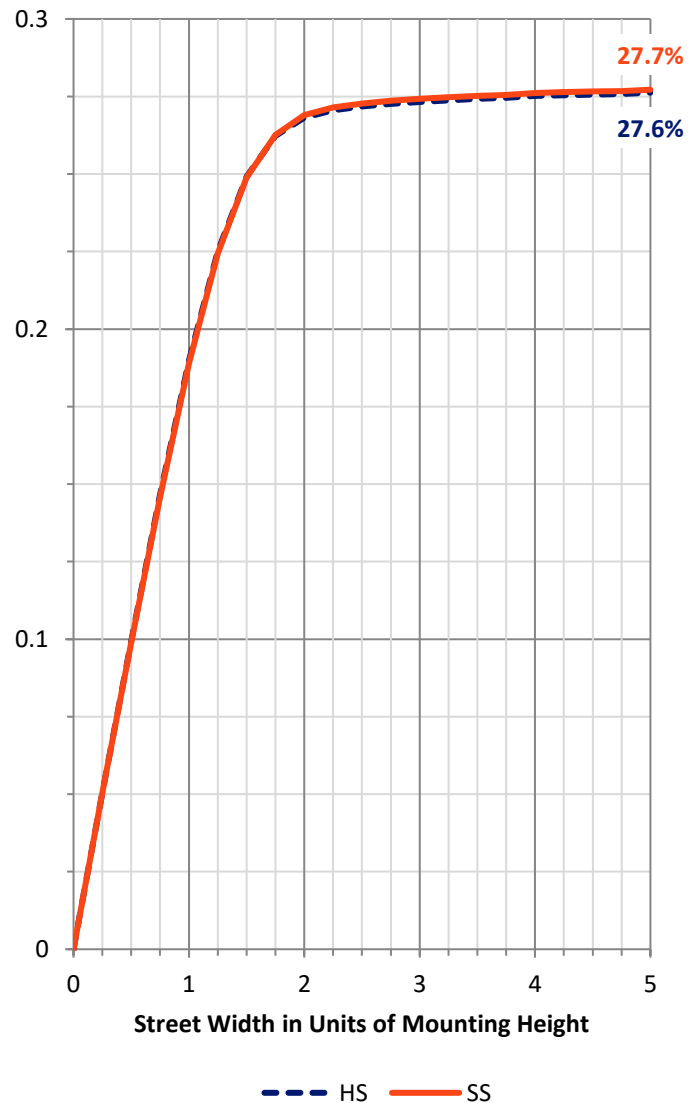
**FLUX DISTRIBUTION:**

		Downward	Upward	Total
<b>House Side</b>	Lumens	1091.4	867.7	1959.2
	% Fixture	27.9	22.1	50.0
<b>Street Side</b>	Lumens	1091.4	867.7	1959.2
	% Fixture	27.9	22.1	50.0
<b>Total</b>	Lumens	2182.9	1735.5	3918.4
	% Fixture	55.7	44.3	100.0

**Coefficient of Utilization**

**ZONAL LUMENS:**

Zone	Lumens	% Fixture
0°-10°	24.2	0.6
10°-20°	75.8	1.9
20°-30°	142.2	3.6
30°-40°	248.5	6.3
40°-50°	405.1	10.3
50°-60°	554.4	14.1
60°-70°	510.0	13.0
70°-80°	199.4	5.1
80°-90°	23.2	0.6
90°-100°	9.6	0.2
100°-110°	57.4	1.5
110°-120°	166.1	4.2
120°-130°	273.2	7.0
130°-140°	336.8	8.6
140°-150°	344.6	8.8
150°-160°	290.3	7.4
160°-170°	191.2	4.9
170°-180°	66.3	1.7
0°-90°	2182.9	55.7
0°-180°	3918.4	100.0



REPORT NUMBER: P227419

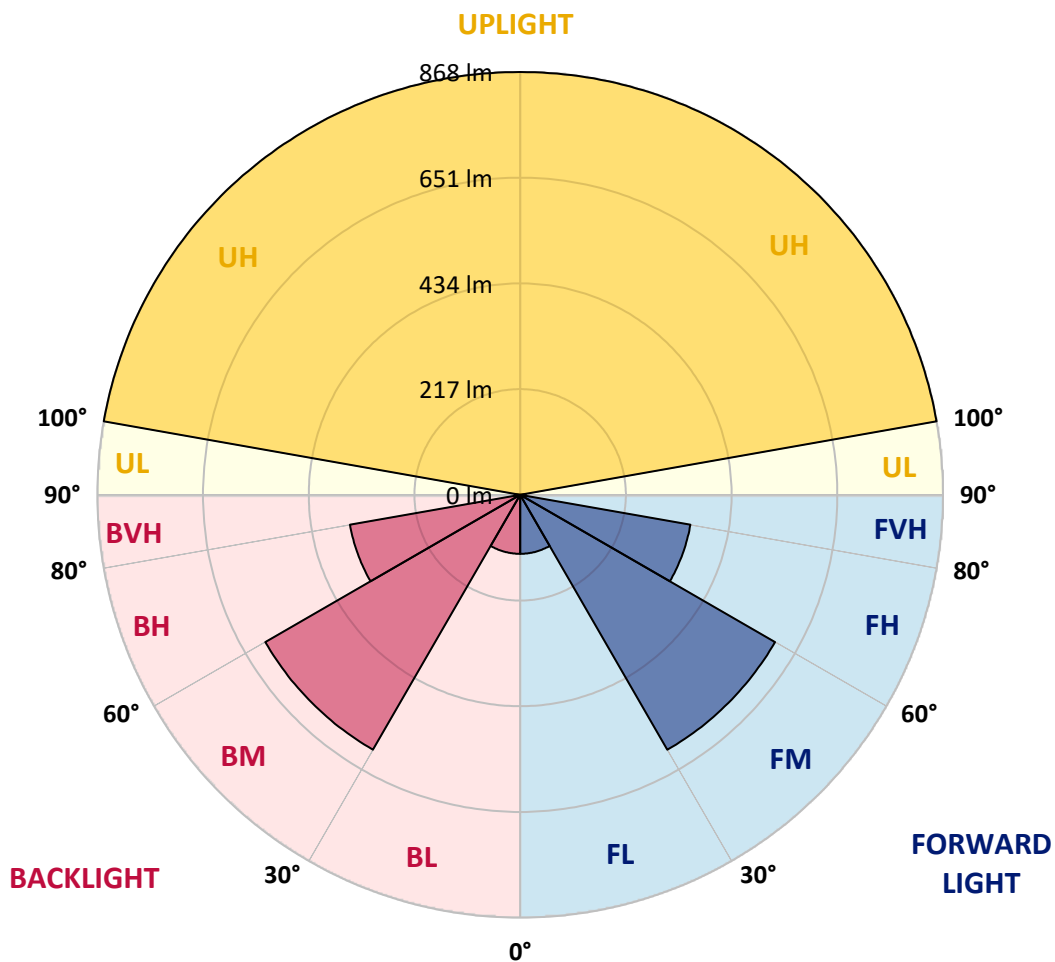
CATALOG NUMBER: ISW-AF-350-LED-E1-RW-7030-ULG

**LUMINAIRE CLASSIFICATION SYSTEM LUMEN TABLE AND BUG RATING:**

Zone		Lumens	% Fixture	Zone Rating/Lumen Limit		
				B	U	G
FL	(0°-30°)	121.1	3.1			
FM	(30°-60°)	604.0	15.4			
FH	(60°-80°)	354.7	9.1			G0/660
FVH	(80°-90°)	11.6	0.3			G1/100
BL	(0°-30°)	121.1	3.1	B1/500		
BM	(30°-60°)	604.0	15.4	B1/1000		
BH	(60°-80°)	354.7	9.1	B1/500		G1/500
BVH	(80°-90°)	11.6	0.3			G1/100
UL	(90°-100°)	9.6	0.2		U1/10	
UH	(100°-180°)	867.7	22.1		U4/1000	

**BUG Rating: B1-U5-G1**

Type II Medium





REPORT NUMBER: P227419

CATALOG NUMBER: ISW-AF-350-LED-E1-RW-7030-ULG

**CANDELA DISTRIBUTION (FULL):**

	0°	5°	15°	25°	35°	37.5°	40°	42.5°	45°	47.5°	50°
0°	250.7	250.7	250.7	250.7	250.7	250.7	250.7	250.7	250.7	250.7	250.7
2.5°	249.7	249.4	249.4	249.7	250.4	250.7	250.0	250.4	250.4	250.0	251.0
5°	250.4	250.0	250.4	251.0	252.0	252.9	252.6	252.6	252.9	252.3	253.9
7.5°	249.7	249.4	250.0	251.6	253.9	255.2	255.2	255.2	255.8	255.5	257.4
10°	246.8	246.5	248.1	251.0	255.2	256.1	257.1	257.4	259.3	259.3	261.3
12.5°	244.3	244.6	246.8	251.3	258.1	258.4	259.7	261.0	263.5	262.2	265.8
15°	245.2	245.9	248.8	254.2	263.2	262.9	263.8	265.1	269.3	266.4	272.2
17.5°	250.0	251.0	254.2	260.6	269.9	268.3	269.6	271.5	277.0	273.5	280.2
20°	257.7	259.0	262.6	269.6	278.3	276.7	278.0	280.2	286.6	283.1	289.8
22.5°	268.0	269.3	273.1	281.2	290.5	288.6	289.8	291.8	298.8	293.4	301.7
25°	281.8	283.1	287.3	295.6	306.2	304.0	304.6	305.9	313.3	306.9	314.9
27.5°	301.1	302.4	305.9	313.9	324.2	322.3	322.9	324.2	331.9	325.5	332.5
30°	325.5	326.8	330.0	338.0	346.7	344.4	345.4	346.3	353.4	347.0	352.8
32.5°	354.4	354.0	358.8	367.2	374.9	370.7	370.7	370.7	377.5	371.0	375.5
35°	388.4	388.4	393.2	401.2	408.3	403.5	401.2	399.9	407.3	399.3	402.5
37.5°	425.6	424.0	431.4	438.8	445.5	439.4	437.5	435.9	441.3	432.4	434.0
40°	465.1	463.8	471.8	480.2	484.7	476.6	475.0	473.1	478.9	470.2	469.9
42.5°	501.0	500.1	510.3	520.0	525.4	515.2	512.9	511.0	517.4	508.7	506.8
45°	531.5	531.2	543.1	556.2	565.9	555.0	553.4	550.1	556.6	546.0	545.0
47.5°	555.3	554.0	568.4	587.7	603.1	591.9	591.6	589.3	596.0	584.5	583.2
50°	571.3	572.3	588.0	610.5	635.5	624.9	625.9	624.9	634.9	623.3	624.9
52.5°	574.2	576.1	596.4	625.9	660.9	648.0	655.4	658.3	670.8	660.9	664.1
55°	539.9	545.3	576.1	627.5	676.6	668.6	677.9	686.2	703.9	695.5	701.3
57.5°	463.2	474.4	510.0	584.5	674.7	679.2	698.1	711.0	732.5	725.1	738.6
60°	357.9	365.6	405.1	492.1	613.1	619.2	653.5	694.3	743.7	754.0	775.2
62.5°	234.3	238.8	277.3	365.6	506.8	508.7	551.4	604.4	690.1	712.6	771.9
65°	116.2	122.3	142.8	210.6	355.0	352.4	399.3	461.2	572.3	597.0	693.6
67.5°	72.5	73.5	77.7	97.6	177.8	157.9	196.4	261.3	395.8	417.9	540.5
70°	61.0	60.7	59.7	62.6	78.3	63.6	70.3	91.8	184.2	183.3	311.7
72.5°	56.2	55.2	52.6	52.3	54.6	50.1	50.7	52.0	73.8	61.9	120.0
75°	51.7	49.8	46.5	45.6	45.6	42.0	42.0	42.4	47.8	44.9	54.6
77.5°	46.2	44.0	40.8	39.5	38.2	34.3	34.0	34.3	38.5	35.9	40.8
80°	39.8	37.6	35.3	33.4	31.5	27.9	27.0	27.0	30.5	27.9	31.8
82.5°	34.7	31.8	31.1	27.9	25.0	21.8	20.9	19.3	22.5	19.6	23.8
85°	25.7	23.4	29.5	24.7	19.9	17.7	14.1	11.9	14.1	11.6	15.1
87.5°	14.8	13.8	26.0	19.6	17.7	18.9	11.6	8.3	8.0	7.1	8.3
90°	7.9	8.2	11.2	10.9	11.9	9.6	8.5	8.2	8.9	8.3	9.2
92.5°	4.0	4.0	5.0	6.0	6.0	6.0	6.0	6.0	6.0	6.2	6.5
95°	5.0	5.0	6.0	7.0	7.0	7.0	7.0	7.0	7.0	7.0	7.0
97.5°	7.0	7.0	8.0	8.0	9.0	9.0	9.0	9.0	9.0	9.8	10.5
100°	8.0	8.0	9.0	10.0	12.0	14.2	16.5	18.8	21.0	23.0	25.0
102.5°	11.0	11.0	13.0	18.0	27.0	30.2	33.5	36.8	40.0	42.5	45.0
105°	21.0	22.0	27.0	36.0	48.0	51.8	55.5	59.2	63.0	65.2	67.5
107.5°	41.0	42.0	49.0	58.0	73.0	76.8	80.5	84.2	88.0	89.8	91.5
110°	66.0	68.0	74.0	87.0	102.0	105.0	108.0	111.0	114.0	115.5	117.0



REPORT NUMBER: P227419

CATALOG NUMBER: ISW-AF-350-LED-E1-RW-7030-ULG

**CANDELA DISTRIBUTION (continued):**

	0°	5°	15°	25°	35°	37.5°	40°	42.5°	45°	47.5°	50°
112.5°	99.0	99.0	106.0	121.0	134.0	136.2	138.5	140.8	143.0	144.2	145.5
115°	140.0	139.0	147.0	159.0	168.0	169.5	171.0	172.5	174.0	175.2	176.5
117.5°	184.0	184.0	189.0	197.0	202.0	202.8	203.5	204.2	205.0	206.5	208.0
120°	225.0	223.0	226.0	233.0	237.0	238.5	240.0	241.5	243.0	243.8	244.5
122.5°	263.0	260.0	261.0	267.0	271.0	272.5	274.0	275.5	277.0	277.5	278.0
125°	298.0	294.0	296.0	299.0	305.0	306.2	307.5	308.8	310.0	310.8	311.5
127.5°	330.0	329.0	329.0	333.0	339.0	339.2	339.5	339.8	340.0	341.2	342.5
130°	363.0	361.0	362.0	366.0	370.0	370.5	371.0	371.5	372.0	373.2	374.5
132.5°	396.0	394.0	393.0	401.0	404.0	404.2	404.5	404.8	405.0	406.5	408.0
135°	429.0	426.0	426.0	432.0	435.0	435.5	436.0	436.5	437.0	438.5	440.0
137.5°	460.0	457.0	459.0	460.0	464.0	465.0	466.0	467.0	468.0	469.2	470.5
140°	488.0	485.0	487.0	489.0	491.0	492.5	494.0	495.5	497.0	497.8	498.5
142.5°	518.0	515.0	517.0	518.0	521.0	522.0	523.0	524.0	525.0	525.5	526.0
145°	550.0	546.0	544.0	547.0	550.0	550.2	550.5	550.8	551.0	552.2	553.5
147.5°	575.0	572.0	571.0	574.0	574.0	574.2	574.5	574.8	575.0	576.2	577.5
150°	595.0	592.0	593.0	593.0	593.0	593.0	593.0	593.0	593.0	594.0	595.0
152.5°	611.0	608.0	608.0	609.0	610.0	610.0	610.0	610.0	610.0	610.2	610.5
155°	629.0	625.0	625.0	627.0	630.0	629.5	629.0	628.5	628.0	627.5	627.0
157.5°	646.0	643.0	643.0	644.0	646.0	645.8	645.5	645.2	645.0	644.8	644.5
160°	663.0	660.0	659.0	656.0	655.0	655.0	655.0	655.0	655.0	655.8	656.5
162.5°	673.0	669.0	669.0	665.0	661.0	661.5	662.0	662.5	663.0	664.0	665.0
165°	681.0	678.0	676.0	676.0	673.0	673.0	673.0	673.0	673.0	672.8	672.5
167.5°	690.0	687.0	684.0	686.0	688.0	687.2	686.5	685.8	685.0	683.2	681.5
170°	698.0	695.0	692.0	692.0	693.0	692.5	692.0	691.5	691.0	689.8	688.5
172.5°	699.0	697.0	695.0	693.0	690.0	690.0	690.0	690.0	690.0	689.8	689.5
175°	700.0	698.0	697.0	695.0	691.0	690.8	690.5	690.2	690.0	690.0	690.0
177.5°	707.0	705.0	700.0	699.0	697.0	696.5	696.0	695.5	695.0	694.8	694.5
180°	700.0	700.0	700.0	700.0	700.0	700.0	700.0	700.0	700.0	700.0	700.0





REPORT NUMBER: P227419

CATALOG NUMBER: ISW-AF-350-LED-E1-RW-7030-ULG

**CANDELA DISTRIBUTION (continued):**

	52.5°	55°	57.5°	60°	62.5°	65°	67.5°	70°	72.5°	75°	77.5°
0°	250.7	250.7	250.7	250.7	250.7	250.7	250.7	250.7	250.7	250.7	250.7
2.5°	250.0	251.0	249.7	251.0	248.8	250.7	249.1	251.0	249.4	251.0	249.1
5°	251.6	254.2	251.3	254.9	250.7	254.9	251.3	255.2	252.0	255.2	251.6
7.5°	254.2	258.7	254.9	259.3	254.2	260.0	255.2	260.6	255.8	261.0	255.5
10°	257.4	263.2	258.1	263.8	257.7	264.5	258.4	265.4	259.0	266.1	259.3
12.5°	260.3	267.7	261.9	269.6	262.9	270.9	263.8	272.8	265.1	274.4	265.8
15°	265.8	275.4	268.0	277.3	269.6	278.9	271.2	281.5	272.8	283.4	274.4
17.5°	272.8	283.4	275.7	285.0	276.7	287.0	278.6	288.9	280.2	291.1	281.2
20°	282.5	293.0	285.0	294.0	286.0	295.3	287.0	296.3	288.9	298.2	289.5
22.5°	293.4	303.3	294.7	303.6	294.7	303.3	295.3	303.6	296.3	304.9	297.2
25°	306.5	315.8	307.2	314.9	305.9	313.6	305.9	313.6	306.9	314.2	308.5
27.5°	324.8	331.9	322.9	329.6	320.0	326.8	318.7	325.5	319.0	325.5	319.7
30°	345.4	351.8	341.5	347.0	336.4	341.5	332.8	338.6	331.9	338.0	333.5
32.5°	367.8	373.0	362.7	367.2	356.3	360.8	351.5	355.3	349.5	353.4	350.5
35°	392.9	398.0	387.4	391.6	380.7	384.5	375.2	377.1	371.4	373.9	371.4
37.5°	422.7	427.2	415.0	418.9	407.0	411.8	400.6	402.5	395.4	397.0	391.9
40°	454.8	459.6	445.2	449.0	434.3	439.7	427.2	428.5	418.9	420.5	412.5
42.5°	489.5	494.0	476.0	479.2	461.9	467.7	452.9	455.5	443.9	445.5	435.2
45°	527.7	530.2	510.3	512.6	491.7	497.5	478.9	483.7	469.9	473.1	461.2
47.5°	563.3	568.4	546.6	548.5	526.1	529.6	508.1	514.5	499.8	504.6	490.1
50°	604.1	607.9	587.1	587.4	565.6	566.8	542.8	549.2	533.1	538.3	522.9
52.5°	645.8	648.4	625.9	628.1	606.6	608.9	584.8	587.4	568.8	573.3	558.2
55°	686.2	686.9	668.3	667.6	647.4	651.6	624.9	630.7	608.6	613.4	596.4
57.5°	726.7	728.9	711.6	712.2	692.0	694.9	670.8	675.0	654.1	659.9	638.7
60°	769.4	776.4	759.4	761.7	742.4	748.2	719.0	724.4	701.6	711.0	688.2
62.5°	796.7	823.0	819.8	823.3	805.0	807.9	777.7	786.4	759.1	765.8	742.4
65°	744.7	809.2	841.9	877.9	878.8	888.1	858.9	862.1	834.9	833.2	805.6
67.5°	607.0	686.6	741.8	815.6	867.3	917.0	935.0	939.5	924.7	909.0	877.9
70°	366.2	453.2	534.4	621.4	702.9	792.5	868.6	921.2	967.1	964.8	969.3
72.5°	144.8	217.0	271.2	352.8	433.6	532.8	616.9	691.1	770.0	818.5	881.4
75°	57.1	75.4	88.3	133.8	172.4	246.2	320.3	360.5	422.4	464.8	508.4
77.5°	41.1	44.9	45.6	53.0	55.8	77.4	90.5	104.3	117.5	125.8	124.2
80°	31.8	34.3	34.3	37.6	37.2	41.4	40.4	44.3	44.0	47.2	44.9
82.5°	23.8	25.4	25.4	27.9	27.9	30.5	29.9	32.4	31.5	33.7	31.5
85°	15.4	17.0	17.0	18.3	17.7	20.2	19.9	21.8	20.9	21.8	20.2
87.5°	8.7	9.6	10.0	10.9	10.0	11.9	11.6	12.5	11.6	12.5	11.9
90°	8.3	8.9	8.8	9.9	9.5	11.9	10.6	12.2	10.0	12.9	10.1
92.5°	6.8	7.0	7.0	7.0	7.0	7.0	6.8	6.5	6.2	6.0	6.0
95°	7.0	7.0	7.2	7.5	7.8	8.0	7.8	7.5	7.2	7.0	7.0
97.5°	11.2	12.0	11.5	11.0	10.5	10.0	9.8	9.5	9.2	9.0	8.8
100°	27.0	29.0	28.2	27.5	26.8	26.0	25.2	24.5	23.8	23.0	22.0
102.5°	47.5	50.0	49.2	48.5	47.8	47.0	45.8	44.5	43.2	42.0	41.2
105°	69.8	72.0	71.5	71.0	70.5	70.0	68.8	67.5	66.2	65.0	64.0
107.5°	93.2	95.0	94.8	94.5	94.2	94.0	93.0	92.0	91.0	90.0	89.2
110°	118.5	120.0	120.2	120.5	120.8	121.0	120.5	120.0	119.5	119.0	118.2



REPORT NUMBER: P227419

CATALOG NUMBER: ISW-AF-350-LED-E1-RW-7030-ULG

**CANDELA DISTRIBUTION (continued):**

	52.5°	55°	57.5°	60°	62.5°	65°	67.5°	70°	72.5°	75°	77.5°
112.5°	146.8	148.0	148.5	149.0	149.5	150.0	149.8	149.5	149.2	149.0	148.5
115°	177.8	179.0	179.8	180.5	181.2	182.0	181.2	180.5	179.8	179.0	178.5
117.5°	209.5	211.0	212.0	213.0	214.0	215.0	213.8	212.5	211.2	210.0	209.5
120°	245.2	246.0	247.0	248.0	249.0	250.0	248.8	247.5	246.2	245.0	244.5
122.5°	278.5	279.0	280.0	281.0	282.0	283.0	281.8	280.5	279.2	278.0	277.5
125°	312.2	313.0	313.5	314.0	314.5	315.0	313.8	312.5	311.2	310.0	310.0
127.5°	343.8	345.0	345.2	345.5	345.8	346.0	346.0	346.0	346.0	346.0	345.8
130°	375.8	377.0	378.0	379.0	380.0	381.0	381.0	381.0	381.0	381.0	380.5
132.5°	409.5	411.0	412.2	413.5	414.8	416.0	415.5	415.0	414.5	414.0	414.0
135°	441.5	443.0	444.2	445.5	446.8	448.0	447.8	447.5	447.2	447.0	447.8
137.5°	471.8	473.0	473.5	474.0	474.5	475.0	475.2	475.5	475.8	476.0	477.2
140°	499.2	500.0	500.5	501.0	501.5	502.0	502.5	503.0	503.5	504.0	505.2
142.5°	526.5	527.0	528.5	530.0	531.5	533.0	533.0	533.0	533.0	533.0	533.2
145°	554.8	556.0	557.5	559.0	560.5	562.0	561.8	561.5	561.2	561.0	560.2
147.5°	578.8	580.0	581.2	582.5	583.8	585.0	585.2	585.5	585.8	586.0	585.2
150°	596.0	597.0	597.8	598.5	599.2	600.0	600.8	601.5	602.2	603.0	603.8
152.5°	610.8	611.0	611.8	612.5	613.2	614.0	615.0	616.0	617.0	618.0	619.2
155°	626.5	626.0	627.2	628.5	629.8	631.0	632.2	633.5	634.8	636.0	636.5
157.5°	644.2	644.0	645.0	646.0	647.0	648.0	648.5	649.0	649.5	650.0	650.0
160°	657.2	658.0	659.5	661.0	662.5	664.0	663.2	662.5	661.8	661.0	660.8
162.5°	666.0	667.0	668.0	669.0	670.0	671.0	670.8	670.5	670.2	670.0	669.5
165°	672.2	672.0	673.2	674.5	675.8	677.0	677.8	678.5	679.2	680.0	679.5
167.5°	679.8	678.0	679.5	681.0	682.5	684.0	685.0	686.0	687.0	688.0	688.0
170°	687.2	686.0	686.8	687.5	688.2	689.0	690.2	691.5	692.8	694.0	694.5
172.5°	689.2	689.0	689.8	690.5	691.2	692.0	692.5	693.0	693.5	694.0	694.5
175°	690.0	690.0	691.2	692.5	693.8	695.0	695.2	695.5	695.8	696.0	695.5
177.5°	694.2	694.0	695.2	696.5	697.8	699.0	699.5	700.0	700.5	701.0	700.2
180°	700.0	700.0	700.0	700.0	700.0	700.0	700.0	700.0	700.0	700.0	700.0



REPORT NUMBER: P227419

CATALOG NUMBER: ISW-AF-350-LED-E1-RW-7030-ULG

**CANDELA DISTRIBUTION (continued):**

	80°	82.5°	85°	87.5°	90°
0°	250.7	250.7	250.7	250.7	250.7
2.5°	250.7	250.0	251.3	249.4	251.0
5°	255.2	252.3	255.8	252.3	255.5
7.5°	261.3	256.5	261.6	256.5	261.6
10°	267.1	259.0	267.4	259.7	267.7
12.5°	275.7	266.1	277.0	266.4	277.0
15°	285.3	274.4	286.6	274.8	287.3
17.5°	293.0	282.5	294.3	282.5	294.7
20°	299.5	291.1	301.1	291.1	302.0
22.5°	306.9	300.8	308.8	300.8	310.7
25°	316.5	312.3	318.7	312.9	320.0
27.5°	327.7	324.8	330.0	325.8	331.2
30°	340.9	339.9	342.5	340.6	343.8
32.5°	355.6	357.9	357.9	357.9	359.2
35°	377.1	379.1	379.1	379.7	380.0
37.5°	397.7	400.9	400.6	401.5	401.5
40°	419.2	423.4	423.4	423.4	424.0
42.5°	442.9	447.4	448.1	446.2	447.4
45°	469.6	471.2	472.8	471.8	474.1
47.5°	498.2	499.8	501.0	499.8	503.3
50°	531.9	531.5	535.1	531.5	536.7
52.5°	567.2	570.0	572.3	568.8	572.3
55°	607.0	606.0	613.4	608.6	613.4
57.5°	650.6	650.6	658.0	653.5	659.0
60°	702.3	698.1	708.4	701.0	708.4
62.5°	754.6	747.2	758.8	752.4	762.0
65°	815.0	804.4	815.3	806.9	815.6
67.5°	875.9	863.7	867.3	863.1	867.9
70°	954.3	952.6	948.5	960.7	950.1
72.5°	871.4	890.1	875.0	904.2	884.3
75°	535.4	569.7	588.7	618.5	613.7
77.5°	126.8	112.7	124.2	111.4	125.5
80°	46.9	42.7	44.6	38.8	43.3
82.5°	32.1	27.9	27.0	21.5	23.1
85°	20.5	16.7	15.4	12.8	14.1
87.5°	12.2	9.3	8.7	7.4	7.7
90°	11.5	8.8	9.6	7.6	9.2
92.5°	6.0	6.0	6.0	6.0	6.0
95°	7.0	7.0	7.0	7.0	7.0
97.5°	8.5	8.2	8.0	8.0	8.0
100°	21.0	20.0	19.0	19.0	19.0
102.5°	40.5	39.8	39.0	38.5	38.0
105°	63.0	62.0	61.0	61.0	61.0
107.5°	88.5	87.8	87.0	86.5	86.0
110°	117.5	116.8	116.0	116.5	117.0



REPORT NUMBER: P227419

CATALOG NUMBER: ISW-AF-350-LED-E1-RW-7030-ULG

**CANDELA DISTRIBUTION (continued):**

	80°	82.5°	85°	87.5°	90°
112.5°	148.0	147.5	147.0	147.0	147.0
115°	178.0	177.5	177.0	177.5	178.0
117.5°	209.0	208.5	208.0	208.5	209.0
120°	244.0	243.5	243.0	243.0	243.0
122.5°	277.0	276.5	276.0	276.5	277.0
125°	310.0	310.0	310.0	310.0	310.0
127.5°	345.5	345.2	345.0	346.0	347.0
130°	380.0	379.5	379.0	379.5	380.0
132.5°	414.0	414.0	414.0	414.5	415.0
135°	448.5	449.2	450.0	450.5	451.0
137.5°	478.5	479.8	481.0	481.5	482.0
140°	506.5	507.8	509.0	510.0	511.0
142.5°	533.5	533.8	534.0	535.0	536.0
145°	559.5	558.8	558.0	559.0	560.0
147.5°	584.5	583.8	583.0	584.0	585.0
150°	604.5	605.2	606.0	608.0	610.0
152.5°	620.5	621.8	623.0	625.5	628.0
155°	637.0	637.5	638.0	639.5	641.0
157.5°	650.0	650.0	650.0	652.5	655.0
160°	660.5	660.2	660.0	663.0	666.0
162.5°	669.0	668.5	668.0	671.0	674.0
165°	679.0	678.5	678.0	680.0	682.0
167.5°	688.0	688.0	688.0	691.0	694.0
170°	695.0	695.5	696.0	698.5	701.0
172.5°	695.0	695.5	696.0	698.5	701.0
175°	695.0	694.5	694.0	696.5	699.0
177.5°	699.5	698.8	698.0	700.0	702.0
180°	700.0	700.0	700.0	700.0	700.0

(END OF REPORT)